

Sticker Sheet Template

6" x 4"



 Cut lines  Printable area

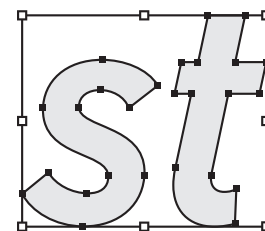
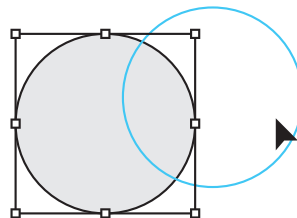
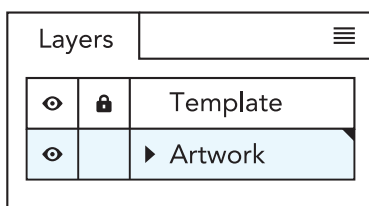
Sticker Sheet Requirements:

- Allow at least .25" of space between stickers
- Stickers cannot be smaller than 1" x 1"
- Indicate kiss cut lines using a 1 pt. stroke

① Paste your sticker design onto the **Artwork** layer.

② Reposition and scale your design as you like.

③ Outline or rasterize your fonts and click **Save**.



Sticker Sheet Template

6" x 4"



Cut lines



Printable area

Sticker Sheet Requirements:

- Allow at least .25" of space between stickers
- Stickers cannot be smaller than 1" x 1"
- Indicate kiss cut lines using a 1 pt. stroke

① Paste your sticker design onto the **Artwork** layer.

② Reposition and scale your design as you like.

③ Outline or rasterize your fonts and click **Save**.

